

1

Overview

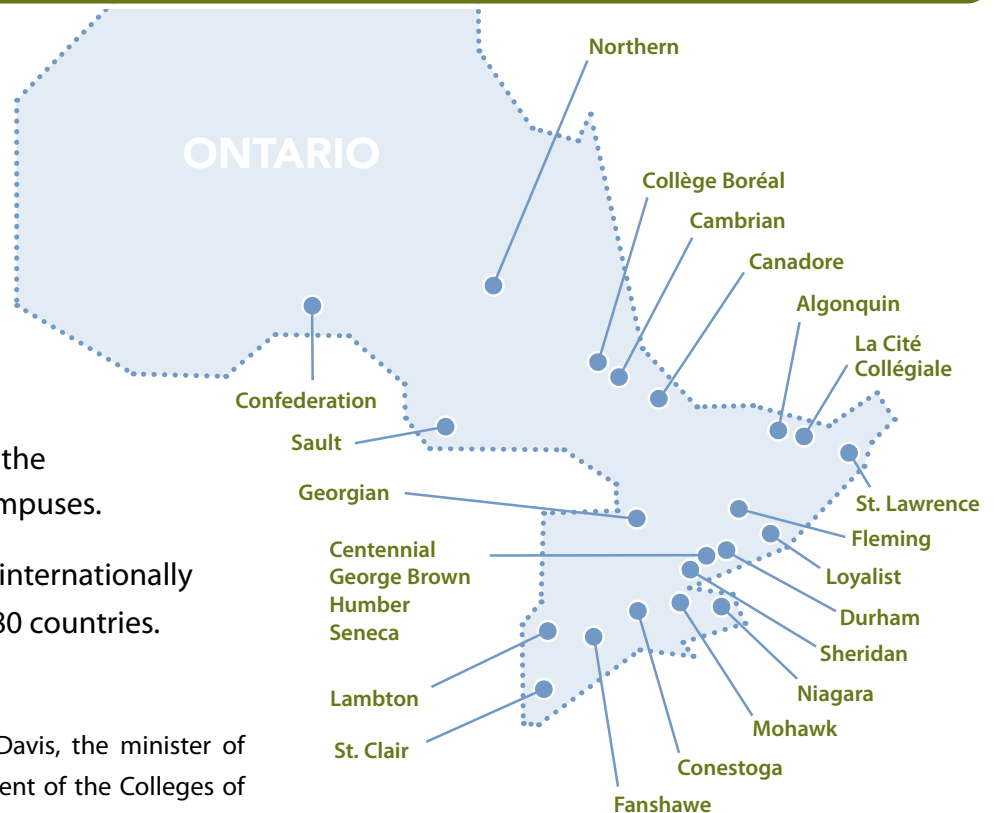
Ontario's colleges

Ontario's colleges of applied arts and technology are composed of 24 colleges, three of which are institutes of technology and advanced learning and two of which are French-language colleges. Colleges have a presence across the province with more than 100 campuses.

Ontario colleges are recognized internationally with partnerships in more than 80 countries.

Our proud history

- In 1965, the Honourable William Davis, the minister of education, initiated the establishment of the Colleges of Applied Arts and Technology. The colleges were intended to provide a new level and type of education and to serve the educational needs of high school graduates, adults and out-of-school youth not being met by universities.
- In 1967, 19 colleges of applied arts and technology opened their doors. The mandate of the colleges was to offer occupation-related education serving their local communities and to work closely with local employers, businesses and industry. Today, there are 24 colleges, three of which are institutes of technology and advanced learning and two of which are French-language colleges.
- The Post-Secondary Education Choice and Excellence Act was passed in December 2000. It allowed colleges to make application to offer degree programs in applied areas of study.



- The College of Applied Arts and Technology Act, 2002, provided colleges with, among other things, more autonomy and responsibility for programs of instruction and led to the creation of the self-regulatory mechanism for quality assurance and improvement.
- Ontario's colleges educate and train 200,000 full-time students and 300,000 part-time students and clients each year.
- The colleges have produced well over a million graduates to date.
- More than 90 per cent of college graduates find employment within six months.

## What colleges offer

Ontario colleges offer programs in almost 600 subject areas.

College programs are career and occupation focused, designed to help students pursue and achieve success in a wide range of fields: technology, health science, business, creative and applied arts, hospitality and tourism, community and social service, horticulture and forestry. As well, colleges offer General Arts and Science programs that prepare students for entry into college and university programs. Up-to-date program development and curriculum relevancy is maintained through a system of program advisory committees, comprising employers and business/industry leaders in the field.

## Learning environment

Ontario colleges provide nurturing, adult learning environments with an average class size of under 30 and an emphasis on applied learning. Faculty have direct industry experience, ensuring students receive up-to-date, relevant information and training in their chosen career paths. Students are offered a range of support services including counselling, peer tutoring, support for students with disabilities, and academic support services such as learning commons, language and math centres, and computer labs. All 24 colleges have student residences.

## College credentials include:

- Certificates (under two years in length).
- Two-year and advanced (three-year) diplomas, including some co-op diplomas.
- Graduate certificates for those who have already completed a postsecondary diploma or degree.
- Bachelor's degrees in applied areas of study offered at thirteen of the colleges/institutes of technology and advanced learning.
- Joint college-university programs that allow students to earn both a college diploma and a university degree.

*Apprenticeships:* Colleges offer 83 per cent of the apprenticeship training (new starts) offered in Ontario.

*Literacy, ESL, upgrading, and foundation year programs:* Students from adult upgrading programs who move on to post-secondary programming have an 83 per cent success rate.

*Distance education:* Distance education and courses offered online are important delivery methods for many colleges. Colleges participate in major consortia, including Ontario-Learn and Contact North/Contact Nord, which facilitate the delivery of distance education across the province.

*Employer training:* Customized programs and training are offered on a contract basis provided to more than 1,000 major employers in Ontario each year.

*Applied research* is now part of the strategic and operational plans for the vast majority of colleges. Ontario college applied R&D initiatives conducted for the Communications Information Technology Ontario Network, for example, led to an 80 per cent rate of projects actively pursuing commercialization of results.

## Our students

- Average age of college applicants: 23.
- Average age of college applicants directly from high school: 19.7.
- Average age of applicants who have been out of school: 25.2.
- In 2006-07, 44 per cent of the student body was under 21 years of age, and 10 per cent was over 30.
- Thirty-eight per cent of college students came directly from secondary school.
- More than one third of students had previous postsecondary experience before entering college; of these, 10 per cent had earned a college credential and eight per cent had a university degree.
- Fifty-four per cent of students are female; 46 per cent are male.
- Colleges serve a diverse population of learners – 17 per cent of college applicants were not born in Canada and a further 11 per cent are first-generation Canadians.
- Five per cent of students are francophone.
- Almost five per cent of applicants identified themselves as aboriginal.
- Eleven per cent of Ontario college students indicated use of "Special Needs/Disability Services," almost half of whom reported high usage.

## Size of colleges

Colleges vary in size, with postsecondary-funded enrolments ranging from 1,200 to 16,000 students (full-time equivalent). They employ 15,000 full-time and 19,000 part-time faculty and staff in academic, support and administrative roles.

Enrolment (approximate):

- Full-time students: 200,000.
- Part-time students and clients: 250,000.
- From 1997 to 2006, postsecondary-funded college enrolment, measured as full-time equivalent (FTE), increased by eight per cent.

## How colleges are funded

Revenue for Ontario colleges comes from governments, companies and individuals (students).

### Total Revenue in 2006-2007: \$2.7 Billion

Tuition – average costs:

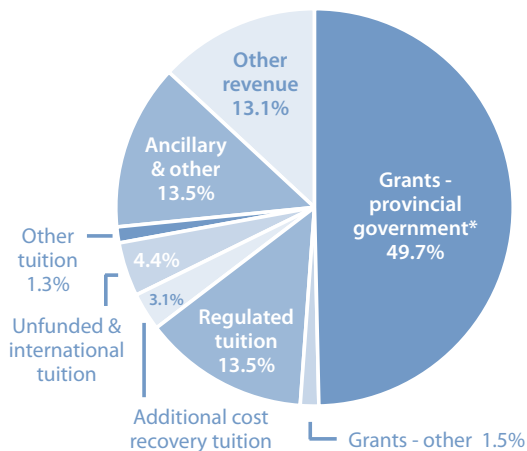
- Diploma programs: \$2,020 per year.
- Graduate certificate programs: \$3,000.
- Applied bachelor's degree: \$4,500.
- Joint college-university programs: \$4,300.

Figure 1

F1

### Ontario college system revenues, 2006-07

Total revenue = \$2,698,516,223



\* Provincial government grants from all sources.

Source: Ontario Ministry of Training, Colleges and Universities, CFIS 2006-07.

## Our graduates and the economy

- More than one million students have graduated from Ontario's colleges. These graduates contribute to Ontario's economic strength and social well-being.
- Thirty-three per cent of Ontario's workforce (2.1 million workers) has a college qualification – the largest component of the six million strong labour force. (Source: 2005 Labour Force Survey).

Approximately 45,000 college graduates join Ontario's labour force each year.

- Almost three-quarters of graduates are 25 years of age or under.
- More than 90 per cent of graduates who enter the labour force find employment within six months of graduating.

College graduates work in a wide range of occupations. Many sectors of the Ontario economy rely heavily upon college and trades graduates for their workforce.

- More than 45 per cent of employees in the utilities and the health care and social assistance sectors are college or trades graduates.
- More than 30 per cent of those employed in public administration, real estate and rental/leasing, mining and oil and gas extraction, and construction have college or trades credentials.

Figure 2

F2

### Employment rate of the population aged 25-44 with and without postsecondary certification (Ontario, 2001-2005 average)

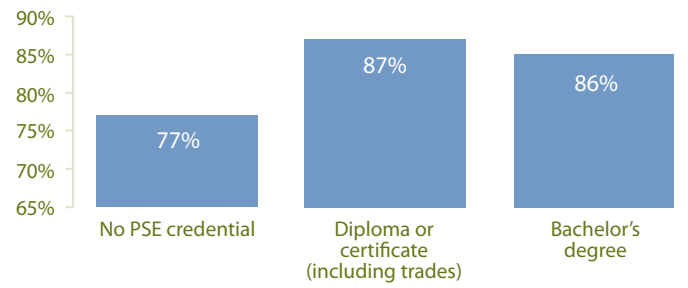
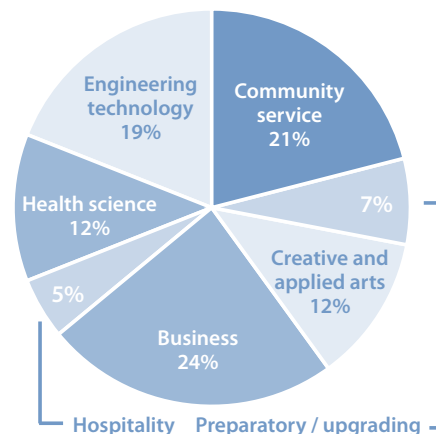


Figure 3

F3

### College Graduates by Employment Sector, 2005-06



Source: 2007 Employment Profile, MTCU

## We are accountable

Ontario colleges are guided by excellent accountability and quality assurance systems. Accountability is built into the structure of the college system through exacting governance requirements, rigorous provincial standards, and regular performance measurement and reporting.

- Provincial standards – There are more than 100 provincial standards which set the expected outcomes for college programs.
- The Ontario College Quality Assurance Service (OCQAS) implements and manages the self-regulatory quality assurance mechanism for Ontario’s publicly supported colleges through the operation of the Credentials Validation Service (CVS) and the Program Quality Assurance Process Audit (PQAPA). The CVS ensures that all proposed new or modified certificate and diploma level programs of instruction conform to provincial standards. The PQAPA independently audits, on a cyclical basis, the colleges’ quality assurance policies and processes.
- Key Performance Indicators (KPIs) – Annual Key Performance Indicators are independently gathered to measure each college’s success. The KPIs provide clear benchmarks of college-specific and system-wide accountability, and enable colleges to set goals for improvement. Data have been collected on graduate outcomes, graduate satisfaction and employer satisfaction since 1998. Student satisfaction data have been collected since 1998/99. Employer satisfaction has remained consistently above 90 per cent.

**Table 1**

**T1**

### Key Performance Indicators 2002-03 to 2007-08 Ontario Colleges of Applied Arts and Technology

Reporting year	02/03	03/04	04/05	05/06	06/07	07/08
Graduate employment rate (%) very satisfied / satisfied	87.4	87.7	88.0	89.3	90.1	90.5
Graduate satisfaction rate (%) very satisfied / satisfied	79.8	79.7	80.5	81.6	82.0	82.8
Employer satisfaction rate (%) very satisfied / satisfied	92.0	92.0	92.7	92.1	92.6	93.1
Student satisfaction rate (%) very satisfied / satisfied	75.1	75.1	76.3	77.8	77.4	77.9

Source: Ontario Ministry of Training, Colleges and Universities.